

REMOTE BANKING SERVICE SYSTEM FOR LEGAL ENTITIES "Internet client-bank CORREQTS"

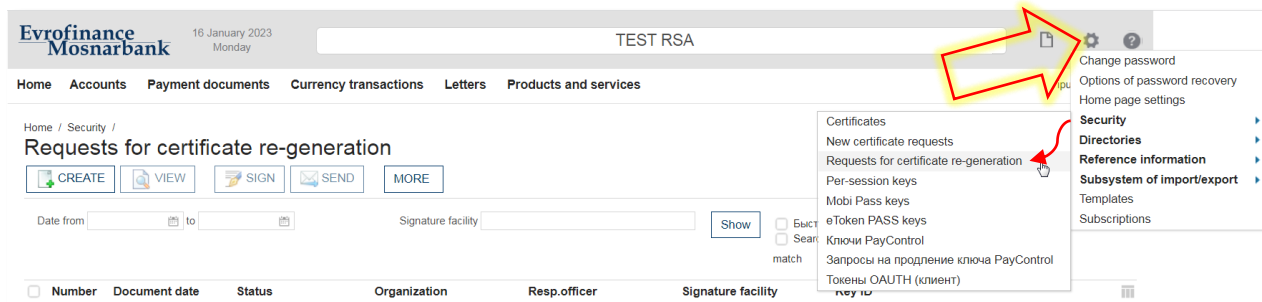
Planned regeneration of working key

1. Creating a certificate regeneration request

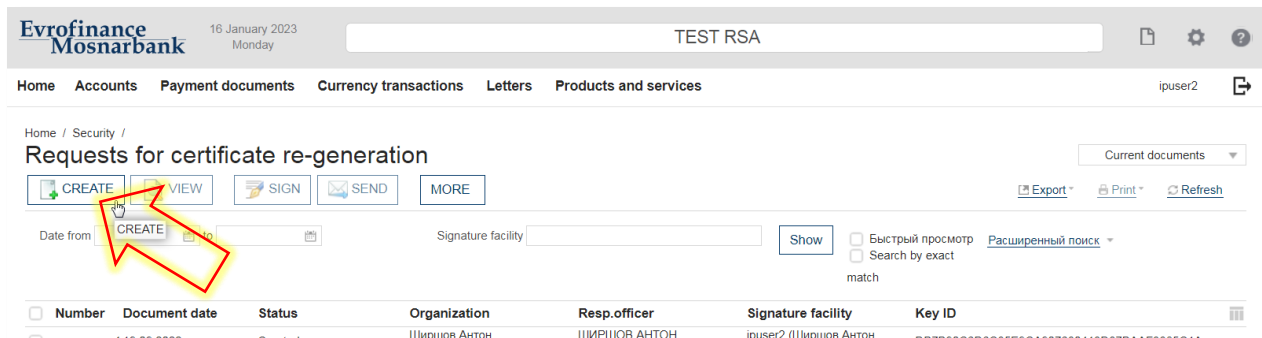
To regenerate a set of keys, you need to log in to System CORREQTS at :

<https://corp.efbank.ru>

1) Then in the upper left menu open **Service Menu**, indicated by the gear icon:



2) Then enter the menu item **Security – Certificate Regeneration Requests** and create a request:



3) In the opened form, select **Signature facility**, subject to regeneration:

Certificate regeneration request

Help


Number 1 Date 17.01.2023

Client's responsible officer
SERVICEFAM SERVICENAME

Signature facility
nerez2 (SERVICES LIMITED), RSA
Certificate data:
Reason for certificate change
Signature facility

Message from bank

SIGN AND SEND Save



4) Without making edits to the content of the form, click [save](#) or [sign and send](#):

Certificate regeneration request

Help

Number 2 Date 17.01.2023

Client's responsible officer
SERVICEFAM SERVICENAME

Signature facility
nerez2 (SERVICES LIMITED), RSA

Full name (CN)
SERVICEFAM SERVICENAME

Last name (SN) Name, patronymic (G)
SERVICEFAM SERVICENAME

Position (TITLE)

E-mail address (E)
dbo@efbank.ru

City (L) Subject's name (ST) Country (C)
ХЕРТФОРДШИР UKST GB

Addr. (street)
СТ ОЛБАНС РОУД, д. 24

Organization (O)
SERVICES LIMITED


ITN (INN) SNILS OGRN OGRNIP
9909068999

Branch (OU)
Организация

Certificate data:
Reason for certificate change

Message from bank

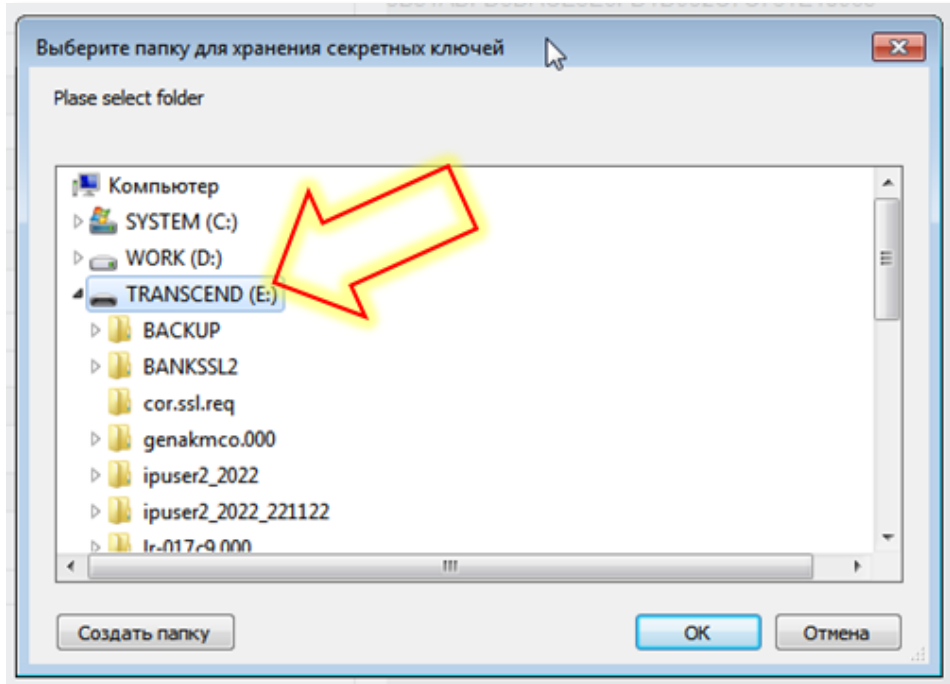
SIGN AND SEND Save



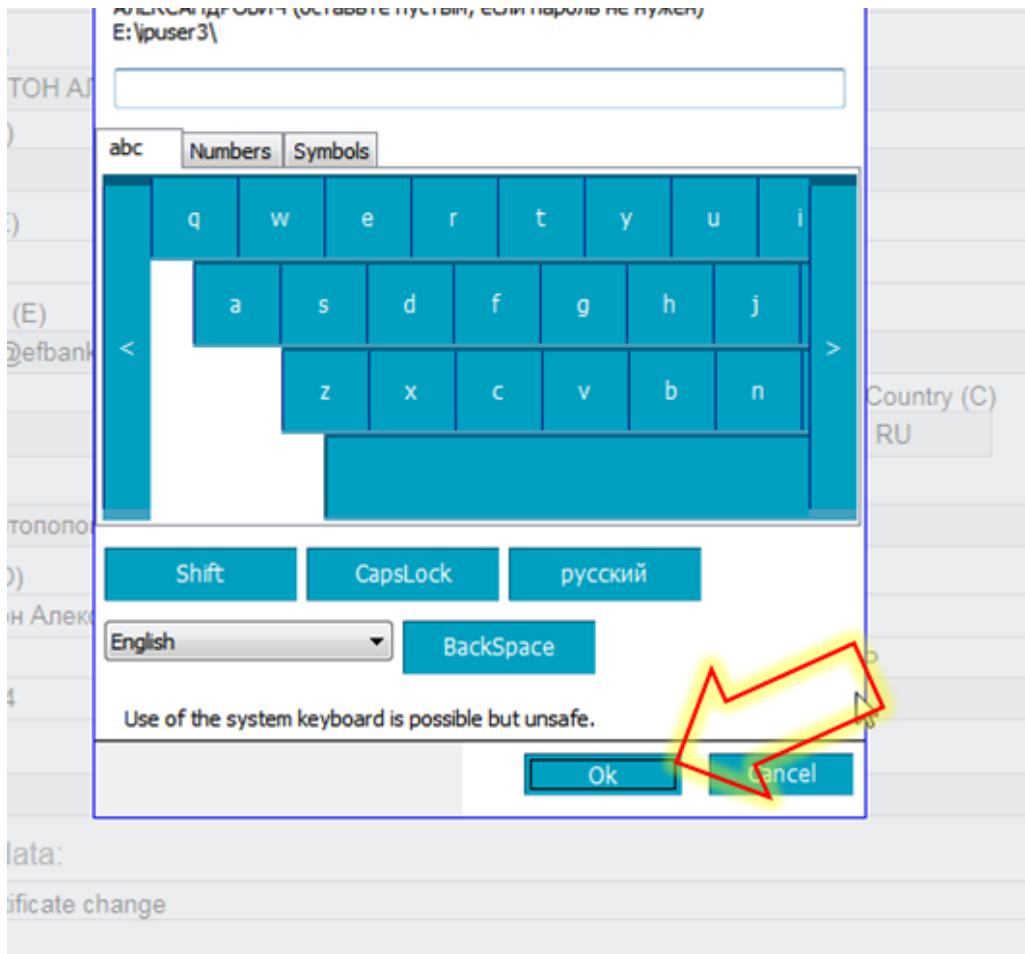
2. Menu of RSA key generation

Next, the following dialog boxes will appear sequentially on the screen:

- 1) In the first appeared window select the device, which contains the working key, and click «OK»



- 2) Leave the password fields for new keys empty and click «OK»:



3. Sending a request to the Bank and printing of the Act of Recognition

The request for certificate regeneration formed in the manner described above appears in the list of requests with the status «Created». Now you need to sign it and send it to the Bank:

Evrofinance Mosnarbank 17 January 2023 Tuesday SERVICES LTD

Home Accounts Payment documents Currency transactions Letters Products and services nerez2

Home / Security / Requests for certificate re-generation

CREATE VIEW SIGN SEND MORE

Date from to Signature facility Show Быстрый просмотр Search by exact match

Number	Document date	Status	Organization	Resp.officer	Signature facility	Key ID
117.01.2023		Created	SERVICES LIMITED	SERVICEFAM	SERVICENAME nerez2 (SERVICES LIMITED), RSA	652F856BAE70351B2CC1A01F1CBFC76467792B18

After sending the request, it will be possible to print the Act of recognition of open key (certificate) for messaging (hereinafter –Act of Recognition) in System:

Home Accounts Payment documents Currency transactions Letters Products and services nerez2

Home / Security / New certificate requests

CREATE VIEW SEND MORE

Date from 04.05.2021 to Signature facility Show Быстрый просмотр Search by exact match

Export Print Refresh

Print to PDF Print to RTF Print to XLS

Number	Date	Status	Owner	Organization	Key ID
113.10.2022		Received	nerez2	Coleman Services(UK) Limited	6691A99302B5272A5CDB861D112D474EE32FE217

It must be printed in 2 copies. Before Act of Recognition on the first page a cover letter appears in the screen, which lists in detail the actions for execution of Act of Recognition and its submission to the Bank. Please, read this information carefully. You do not need to print and submit this letter to the Bank.

Act of Recognition should be executed as follows (see the picture on the next page):

- 1) fill in the information about the Authorized representative of the Client, in whose name the electronic signature key was issued;
- 2) put the signature of the Authorized representative of the Client;
- 3) put the signature of the head and the seal (if any).

Once the Bank accepts Acts of Recognition to work, the Bank processes the request to regenerate the certificate and System gives it status «Performed». Since then period of your key is extended.

**АКТ
признания открытого ключа (сертификата)
для обмена сообщениями**

**ACTA
de reconocimiento de una clave abierta (certificado) para el intercambio de mensajes**

« _____ » _____ 20__ г. _____

Настоящим Актом признаётся ключ проверки электронной подписи и открытый ключ шифрования, принадлежащий уполномоченному представителю Клиента/
Esta Acta reconoce la clave de verificación de la firma electrónica y la clave abierta de encriptación perteneciente al representante autorizado del Cliente:

SERVICES LIMITED, SERVICEFAM SERVICENAME

**Сведения о Клиенте/
Información sobre el Cliente:**

1. Наименование: SERVICES LIMITED
Nombre
2. Место/Местожождение: СОЕДИНЕННОЕ КОРОЛЕВСТВО ВЕЛИКОБРИТАНИИ И СЕВЕРНОЙ ИРЛАНДИИ,
288, СТ ОЛБАНС РОУД, УОТФОРД, ХЕРТФОРДШИР, WD24 6PE
Sitio
3. Тел./Tel. (495) 660-56-80 4. Факс/Fax _____

**Сведения об Уполномоченном представителе Клиента/
Información sobre el Representante autorizado del Cliente:**

1. Фамилия, имя, отчество: _____
Apellido, Nombre /Nombre patronímico
2. Удостоверение личности/паспорт: серия _____ № _____
Cédula de identidad/pasaporte: serie
выдан « _____ » _____ г. _____
otorgado
3. Место и дата рождения: _____
Lugar y fecha de nacimiento
4. Адрес места жительства (регистрации): _____
Domicilio
5. Гражданство: _____
Nacionalidad
- ИНН (при его наличии, при его отсутствии – указать «отсутствует») _____
NIF (si hay, si no – indicar «no hay»)

Личная подпись Уполномоченного представителя Клиента _____
Firma personal del Representante autorizado del Cliente

**Дополнительные поля открытого ключа (сертификата)/
Puntos adicionales de la clave abierta (del certificado):**

Имя владельца ключа: Nombre del poseedor de la clave	SERVICES LIMITED, SERVICEFAM SERVICENAME
Код страны: Codigo del país	GB
Страна: País	Соединенное Королевство Великобритании и Северной Ирландии
Город: Ciudad	ХЕРТФОРДШИР
Наименование клиента: Nombre del Cliente	SERVICES LIMITED
Идентификатор клиента в системе: Indicador del Client en el Sistema	dbo@efbank.ru
Данные об издателе: EVROFINANCE MOSNARBANK DBO CA, RU, MOSCOW Información sobre el editor	

**Ключ зарегистрирован и может использоваться для обмена сообщениями/
La clave está registrada y se puede usar para el intercambio de mensajes.**

Администратор/Заместитель
администратора СКЗИ **БАНКА** /
Administrador/Asistente Administrador
del software de protección criptográfica
del **BANCO**

Руководитель **КЛИЕНТА** /
Directór del **CLIENTE**

M.П.
Sello

M.П.
Sello

Requests to technical support of the Bank

In case of difficulties when working with System, please contact the technical support email at: dbo@efbank.ru

To speed up the processing of your request specify the name of your organization in the subject of the letter and the username of the user under which there is an error. In the message, specify the essence of the problem, the date and time of its reproduction, and also, if possible, attach a screenshot with the error.